



# FIRST TRUST ALL EQUITY ALLOCATION PORTFOLIO R3

## INVESTMENT OBJECTIVE

The First Trust All Equity Allocation Portfolio R3 seeks to provide above-average total return by adhering to five specialized investment strategies. It invests in a portfolio of stocks which are selected by applying pre-determined screens and factors and is automatically rebalanced annually. In addition to this annual rebalancing of the individual component strategies back to their original weighting, new stocks are also selected by reapplying the underlying strategies. There can be no assurance that the Fund will achieve its investment objective.

## FUND PERFORMANCE

Fund	Quarter	YTD	1 Year	3 Year	5 Year	10 Year	Since 8/1/07*	Standard Deviation Since 8/1/07 Annualized*
First Trust All Equity Allocation Portfolio R3*	-18.58%	-15.80%	-15.80%	2.18%	1.03%	8.75%	2.01%	18.27%
<b>Benchmarks</b>								
Morningstar® Aggressive Allocation Index**	-12.03%	-8.17%	-8.17%	7.63%	5.01%	10.61%	5.12%	15.13%
S&P 500® Index***	-13.52%	-4.38%	-4.38%	9.26%	8.49%	13.12%	7.15%	14.91%

**Past performance is no guarantee of future results. Investment return and principal value of the portfolio will fluctuate causing units of the Fund, when redeemed, to be worth more or less than their original cost.** Returns are net of all estimated expenses and assume that all dividends received during a year are reinvested monthly. It is important to note that the Strategy may underperform the S&P 500® Index in certain years and may produce negative results. Indexes are for illustrative purposes only. Indexes do not charge management fees or brokerage expenses, and no such fees or expenses were deducted from the performance shown. All index returns assume that dividends are reinvested when they are received. Visit [ftportfolios.com](http://ftportfolios.com) for the most recent performance information.

Indexes are unmanaged and an investor cannot invest directly in an index.

\*The inception date for this share class is 7/25/11. Performance from 8/1/07 to 7/25/11 for this share class is calculated by using the actual performance of the R1 share class, which has an inception date of 8/1/07, and applying the expense ratio of the R3 share class.

\*\*Source of Morningstar® Aggressive Allocation Index: Morningstar.com.

\*\*\*S&P 500® Index - An unmanaged index of the stocks of 500 publicly traded U.S. companies chosen for market size, liquidity, and industry group representation that are considered to be leading firms in dominant industries.

## ADVANTAGES OF STRATEGY INVESTING

### Transparency

of the stock selection process, portfolio holdings and individual stock weightings

### Automated

buy and sell decisions which help to eliminate unwanted emotions from the investment process

### No Style Drift

from manager-driven trading

### Diversification

discipline, and a rebalancing opportunity to help decrease volatility and potentially increase returns  
(However, diversification does not guarantee a profit or protect against a loss.)

## ABOUT THE FUND

The First Trust All Equity Allocation Portfolio R3 is a collective investment fund that invests according to a strategy determined by First Trust Advisors L.P. which serves as the Fund's Sub-Advisor. This fund was created by Hand Composite Employee Benefit Trust and is sponsored by Hand Benefits & Trust Company, a BPAS Company. This collective investment fund is available for investment by eligible qualified retirement plan trusts only and has been created specifically for 401(k) and other employer-sponsored retirement plan investors.

## FUND FACTS

Allocation	Aggressive
Share Class	R3
CUSIP	41023R644
Expense Ratio <sup>†</sup>	1.34% <sup>†</sup>
Fund Inception	7/25/11
Portfolio Rebalance	Annually <sup>††</sup>
Annual Portfolio Turnover Rate	72%
Number of Holdings	187

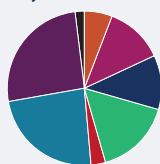
<sup>†</sup>Total Expense Ratio: 1.34%. The effect of the Total Expense Ratio per \$1000 investment for the First Trust All Equity Allocation Portfolio R3 is \$13.40 per year. The expense ratio includes 0.65% of service fees payable to the plan's service providers.

<sup>††</sup>On or about December 31



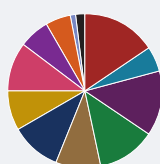
## PORTFOLIO INFORMATION

### Style Allocation



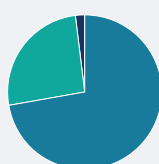
Large Growth	6.07%
Large Value	12.16%
Mid Growth	11.36%
Mid Value	15.98%
Small Growth	3.11%
Small Value	23.78%
International	25.84%
Cash	1.70%

### Sector Allocation



Consumer Discretionary	15.82%
Consumer Staples	5.19%
Energy	13.58%
Financials	12.32%
Health Care	9.45%
Industrials	10.57%
Information Technology	8.29%
Materials	10.17%
Communication Services	6.41%
Utilities	5.31%
Real Estate	1.19%
Cash	1.70%

### Investment Vehicle



US Equity	72.46%
Int'l Equity	25.84%
Cash	1.70%

## PORTFOLIO COMPOSITION

The First Trust All Equity Allocation Portfolio R3 invests in the common stocks of companies which are selected by applying five separate specialized strategies which have been developed by First Trust Advisors L.P. through its disciplined and quantitative valuation models. The First Trust All Equity Allocation Portfolio R3 invests equally in the following Target Strategies:

### The NYSE® International Target 25 Strategy

An equally-weighted portfolio of 25 non-U.S. stocks trading on the NYSE based on various factors such as price to book and price to cash flow.

### The S&P Target SMid 60 Strategy

A portfolio of 30 stocks from each the S&P MidCap 400 Index and the S&P SmallCap 600 Index based on factors including liquidity, price to book, price to cash flow, return on assets, and price appreciation.

### The Target Diversified Dividend Strategy

An equally-weighted portfolio consisting of four stocks from each of the 10 major market sectors based on various factors including liquidity, dividend growth, dividend yield, price to book and payout ratio.

### The Target Growth Strategy

An equally-weighted portfolio of 30 stocks based on various factors including liquidity, sales growth, sustainable growth, return on assets and price appreciation.

### The Value Line® Diversified Target 40 Strategy

An equally-weighted portfolio of 40 domestic stocks chosen from the stocks that Value Line® currently gives a #1 or #2 ranking for Timeliness™ based on various factors including sustainable growth rate, price to sales and price to cash flow.

## TOP 10 HOLDINGS

ALSN	Allison Transmission Holdings, Inc.	1.45%	HCI	HCI Group, Inc.	1.05%
ABMD	ABIOMED, Inc.	1.40%	VST	Vistra Energy Corp.	1.05%
PBR	Petroleo Brasileiro S.A. - Petrobras (ADR)	1.26%	RGA	Reinsurance Group of America, Incorporated	1.05%
ILMN	illumina, Inc.	1.13%	CEO	CNOOC Limited Sponsored ADR	1.04%
VALE	Vale S.A. Sponsored ADR	1.07%	RS	Reliance Steel & Aluminum Co.	0.95%

## RISK FACTORS

**Plan sponsors and participants should consider the Fund's investment objective, time horizon, risks, charges and expenses carefully before investing. Contact your financial advisor, visit [ftportfolios.com](http://ftportfolios.com), or call First Trust Portfolios L.P. at 877.937.4015 to request an Information Statement, which contains this and other information about the Fund. Read it carefully before you invest.**

The First Trust Collective Investment Funds are not mutual funds and their units are not deposits of the Trustee, Hand Benefits & Trust Company, or the Sub-Advisor, and are not insured or guaranteed by the Federal Deposit Insurance Corporation or any other agency. The units are securities which have not been registered under the Securities Act of 1933 and the Fund is exempted from investment company registration under the Investment Company Act of 1940. Therefore, participating plans and their participants will not be entitled to the protections under these Acts. Management of the Trust, however, is generally subject to the fiduciary duty and prohibited transaction rules under the Employee Retirement Income Security Act of 1974.

As with any investment, you can lose money by investing in the Fund. Before investing you should consider carefully the following risks that you assume when you invest in the Fund. For more information regarding the following risks, please consult the Fund's Information Statement.

The Fund is subject to market risk which is the risk that a particular security owned by the Fund or shares of the Fund in general may fall in value.

An investment in a fund containing securities of non-U.S. issuers is subject to additional risks, including currency fluctuations, political risks, withholding, the lack of adequate financial information, and exchange control restrictions impacting non-U.S. issuers.

Changes in currency exchange rates and the relative value of non-U.S. currencies may affect the value of the Fund's investments and the value of the Fund's shares.

The Fund invests in small and/or mid capitalization companies. Such companies may experience greater price volatility than larger, more established companies.

"NYSE®" is a trade mark of ICE Data Indices, LLC or its affiliates and has been licensed, along with the NYSE International 100 Index™ ("Index") for use by First Trust Advisors L.P. in connection with the First Trust All Equity Allocation Portfolio and NYSE® International Target 25 Strategy (the "Product"). Neither First Trust Advisors L.P. (the "Trust") nor the Product, as applicable, is sponsored, endorsed, sold or promoted by ICE Data Indices, LLC, its affiliates or its Third Party Suppliers ("ICE Data and its Suppliers"). ICE Data and its Suppliers make no representations or warranties regarding the advisability of investing in securities generally, in the Product particularly, the Trust or the ability of the Index to track general stock market performance.

ICE DATA AND ITS SUPPLIERS MAKE NO EXPRESS OR IMPLIED WARRANTIES, AND HEREBY EXPRESSLY DISCLAIMS ALL WARRANTIES OF MERCHANTABILITY OR FITNESS FOR A PARTICULAR PURPOSE WITH RESPECT TO THE INDICES, INDEX DATA, OR ANY DATA INCLUDED THEREIN. IN NO EVENT SHALL ICE DATA AND ITS SUPPLIERS HAVE ANY LIABILITY FOR ANY SPECIAL, PUNITIVE, INDIRECT, OR CONSEQUENTIAL DAMAGES (INCLUDING LOST PROFITS), EVEN IF NOTIFIED OF THE POSSIBILITY OF SUCH DAMAGES.

VALUE LINE, THE VALUE LINE INVESTMENT SURVEY, TIMELINESS AND SAFETY ARE TRADEMARKS OR REGISTERED TRADEMARKS OF VALUE LINE, INC. OR ITS AFFILIATES ("VALUE LINE") AND HAVE BEEN LICENSED FOR USE FOR CERTAIN PURPOSES BY FIRST TRUST ADVISORS L.P. THE VALUE LINE DIVERSIFIED TARGET 40 (THE "STRATEGY") IS OWNED BY VALUE LINE AND HAS BEEN LICENSED FOR USE BY FIRST TRUST ADVISORS L.P. THE FIRST TRUST ALL EQUITY ALLOCATION PORTFOLIOS ("PRODUCT") ARE NOT SPONSORED, ENDORSED, RECOMMENDED, SOLD OR PROMOTED BY VALUE LINE AND VALUE LINE MAKES NO REPRESENTATION OR WARRANTIES REGARDING THE ADVISABILITY OF INVESTING IN SUCH PRODUCT NOR DO THEY HAVE ANY LIABILITY FOR ANY ERRORS, OMISSIONS, OR INTERRUPTION OF THE PRODUCT.

The S&P MidCap 400 and the S&P SmallCap 600 are products of S&P Dow Jones Indices LLC ("S&P DJI"), and have been licensed for use by First Trust Advisors L.P. S&P®, S&P MidCap 400®, and S&P SmallCap 400® are registered trademarks of Standard & Poor's Financial Services LLC ("S&P"). The S&P Target SMid 60 Strategy is not sponsored, endorsed, sold or promoted by S&P DJI, S&P, or any of their respective affiliates or third party licensors and none of such parties make any representation regarding the advisability of investing in such product(s) nor do they have any liability for any errors, omissions, or interruptions of the S&P MidCap 400 or the S&P SmallCap 600.

The information presented is not intended to constitute an investment recommendation for, or advice to, any specific person. By providing this information, First Trust is not undertaking to give advice in any fiduciary capacity within the meaning of ERISA and the Internal Revenue Code. First Trust has no knowledge of and has not been provided any information regarding any investor. Financial advisors must determine whether particular investments are appropriate for their clients. First Trust believes the financial advisor is a fiduciary, is capable of evaluating investment risks independently and is responsible for exercising independent judgment with respect to its retirement plan clients.